


TECNICA DESIGN

DOREX



Mortise Lock Option

All TECNICA DESIGN levers are available with the DOREX DM premium mortise lock for maximum security, 3-hour fire-rating and Grade 1 performance. Excellent for suite, office or home entry and available with a wide variety of functions, trims and escutcheon sizes.

See page 01.070 or speak with your local representative for ordering, product or specification details.



Interconnected Lock Option

The LINEA lever is available as a premium interconnected lock. The DOREX T2 IL series interconnected tubular lockset combines modern style, security and durability. Recommended as suite entry door locks in multi-unit residential applications. The T2IL offers 3 hour fire-rating and simultaneous retraction of both latch and deadbolt provides easy, panic-proof exiting.

See page 01.032 or speak with your local representative for ordering, product or specification details.



Available with square exterior trim

Cylindrical Lock Option

TECNICA DESIGN's The Flat lever is available as a Grade 2 quality, 3hr fire-rated, commercial cylindrical lock. Ideal for multi-unit buildings requiring a stylish lever that offers common commercial functions, and can handle the wear and tear of frequent use.

See page 01.021 or speak with your local representative for ordering, product or specification details.



Levers

- Modern lever styles ideal for contemporary styled homes and residential applications
- Privacy function with auto-release
- Concealed mounting screws
- Available with square or round rose
- All lever styles available with magnetic latches and strikes for seamless, minimalist installations



- Conforms to ANSI/BHMA Grade 3
- Meets ADA requirements
- 20 Minute fire-rating when installed with optional listed fire can*
- Lifetime mechanical warranty
- 10-year limited finish warranty

- Non-handed, zinc die-cast levers
- For doors 1 $\frac{3}{8}$ –1 $\frac{3}{4}$ " (35–44.5 mm) thick
- Extension kit for 2 $\frac{1}{4}$ " (57 mm) thick doors available (#TDK100TE)
- Fits standard 2 $\frac{1}{8}$ " (54 mm) door preparation with 1" (25.4 mm) edge bore
- Stainless steel tubular spring latch with adjustable 2 $\frac{3}{8}$ –2 $\frac{3}{4}$ " (60–70 mm) backset
- Mortised faceplate with square corners, convertible to drive-in
- Galvanized steel interior mechanism
- Full-lip strike with round corners included.
- Concealed mounting screws

(*) Firecan kit must be ordered in conjunction with lockset, not available separately. For use on fire labelled, wood doors only.

- Available with magnetic tubular latch and invisible strike
- ASA strike for metal door frames available
- Other faceplate options available

AVAILABLE FUNCTIONS

- 10 Passage
- 42 Privacy, with auto-release
- 5 Dummy, single (surface / thru-bolt)¹
- 3 Handleset interior trim²

(1) Can be installed back-to-back using thru-bolts
(2) For use with Tecnica Design entry handlesets



LINEA – ROUND
SATIN NICKEL



© DOREX



THE FLAT – SQUARE
SATIN NICKEL



NEW



STRATA – SQUARE
SATIN NICKEL



CIRCA
SATIN NICKEL



SELECTION GUIDE

100	10	FT	S	15	M	—
SERIES	FUNCTION ¹	STYLE	ROSE ²	FINISH	LATCH ³	OPTION ⁴

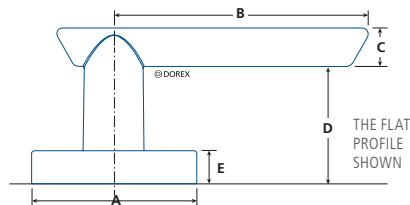
(1) OMIT FUNCTION WHEN ORDERING DUMMY OR HANDLESET TRIM OPTION (2) BLANK : ROUND
 S: SQUARE (3) M: MORTISE V: DRIVE-IN (4) -3: HANDLE TRIM -5: DUMMY



Firecan kit must be ordered in conjunction with lock, not available separately. For fire labelled wood doors ONLY.

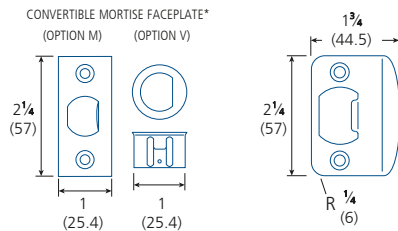
		10B OIL RUB. BRONZE	11P ANTIQU BRONZE	15 SATIN NICKEL	15A ANTIQU NICKEL	19 MATTE BLACK	26 POLISH CHROME	26D SATIN CHROME	3 POLISH BRASS	32D SATIN S.STEEL	4 SATIN BRASS	5 ANTIQU BRASS	V3* POLISH BRASS	/CASE†
CIRCA	CT			•		•	•	•						10
LINEA	LT			•		•	•	•						10
THE FLAT	FT			•		•	•	•						10
STRATA	ST			•		•	•	•						10

OTHER FINISHES AVAILABLE, MINIMUM ORDER QUANTITIES AND/OR ADDITIONAL DELIVERY TIMES MAY BE REQUIRED – PLEASE CONTACT (*) LIFETIME FINISH WARRANTY (†) DUMMY ARE 20/CASE



	A	B	C	D	E
CIRCA CT	2 ⁹ / ₁₆ (64.5)	4 (101.6)	1 ⁹ / ₃₂ (15)	1 ³ / ₄ (45)	1/2 (12.7)
LINEA LT / LTS	2 ⁹ / ₁₆ (64.5)	4 (101.6)	2 ⁵ / ₃₂ (20)	1 ⁹ / ₁₆ (40)	1/2 (12.7)
THE FLAT FT / FTS	2 ⁹ / ₁₆ (64.5)	4 (101.6)	3 ⁷ / ₆₄ (14.7)	1 ²⁵ / ₃₂ (45.3)	1/2 (12.7)
STRATA ST / STS	2 ⁹ / ₁₆ (64.5)	4 ⁹ / ₁₆ (115.9)	7/8 (22)	1 ⁵ / ₈ (42)	1/2 (12.7)

IN (MM)



(*) Regardless of option ordered, the part required to convert from one option to the other is included.


Magnetic Latch Option



All TECNICA DESIGN levers are available with magnetic latches and strikes providing the perfect solution for ultra-quiet applications. With no protruding bolt or strike lip, these latches offer a clean, minimalist look for those looking to create unique, flush-to-wall, and snag-free installations free of unsightly latch bolts or strike lips.



- Strike and latch use strong neodymium (rare earth) magnets
- Ergonomic 30-degree activation
- Requires the same tools and preparation as classic tubular latches
- Pair with invisible hinges for unique flush-to-wall door installations
- Not for use in fire-rated applications
- Only available for Passage or Privacy (with auto-release) functions



M6	100	10	FT	S	15	M
BACKSET ¹	SERIES	FUNCTION	STYLE	ROSE ²	FINISH	LATCH

(1) M6: 2³/₄IN (60MM) FIXED BACKSET, M7: 2³/₄IN (70MM) FIXED BACKSET
 (2) 10: PASSAGE, 42: PRIVACY (3) BLANK : ROUND, S: SQUARE



Entry Handlesets

- Reliable, quality modern entry handlesets for residential homes
- Concealed mounting screws
- Includes Linea interior lever and matching round or square thumbturn
- Interior lever can be swapped with any other Tecnica Design lever¹
- Available with round or square interior trim

(1) Availability may vary, please contact your local Dorex representative.

- Conforms to ANSI/BHMA Grade 3
- 25-year mechanical warranty
- 5-year limited finish warranty
- Non-handed, zinc die-cast exterior trim
- For doors 1¾–2¼" (44.5–57 mm) thick
- Fits standard 2⅞" (54 mm) door preparation with 1" (25.4 mm) edge bore
- Steel tubular spring latch with adjustable 2⅞–2¾" (60–70 mm) backset.
- Steel 1" (25.4 mm) deadbolt latch with hardened steel security pin and adjustable 2⅞–2¾" (60–70 mm) backset
- 4-way mortised faceplate with square corners, convertible to drive-in
- Galvanized steel interior mechanism
- Weiser 5-pin brass cylinder in steel housing with 2 keys
- Full-lip strike and security strike for wood door frames (round corners) included

AVAILABLE FUNCTIONS

T401 Entry
(single cylinder w/ thumbturn)

G3

25
YEAR



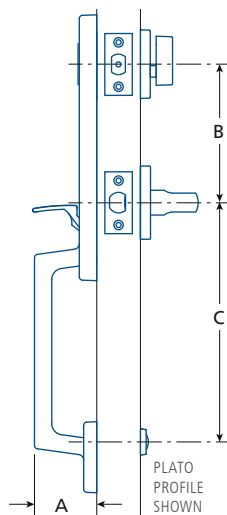
SELECTION GUIDE

T401	PT	LTS	15	KD	W
SERIES	STYLE ¹	TRIM ²	FINISH	KEYING	LATCH

(1) AR: ARCO; PT: PLATO (2) LTS: LINEA-SQUARE; LTR: LINEA-ROUND

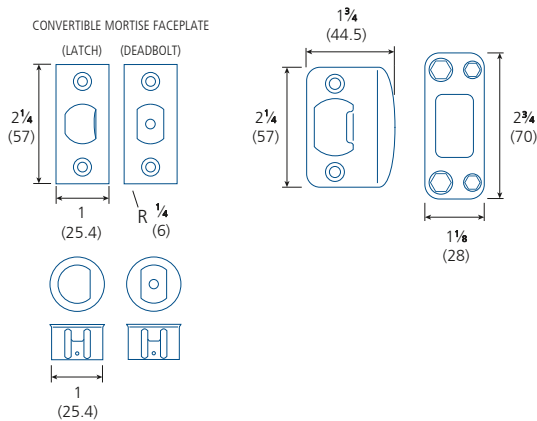
		10B OIL RUB. BRONZE	11P ANTIQUE BRONZE	15 SATIN NICKEL	15A ANTIQUE NICKEL	19 MATTE BLACK	26 POLISHED CHROME	26D SATIN CHROME	3 POLISHED BRASS	32D SATIN S.STEEL	4 SATIN BRASS	C5 ANTIQUE BRASS	V3* POLISHED BRASS	/CASE
ARCO	AR			•		•	•	•						6
PLATO	PT		•	•		•	•	•						6

OTHER FINISHES AVAILABLE, MINIMUM ORDER QUANTITIES AND/OR ADDITIONAL DELIVERY TIMES MAY BE REQUIRED – PLEASE CONTACT (*) LIFETIME FINISH WARRANTY



	A	B	C ²
ARCO	2 ¹ / ₁₆	5 ¹	8 ³ / ₄ –10 ³ / ₈
AR	(68)	(127)	(222–264)
PLATO	2 ¹ / ₁₆	5 ¹ / ₂	8 ³ / ₄ –10 ³ / ₈
PT	(68)	(140)	(222–264)

IN (MM) (1) RECOMMENDED DISTANCE (2) ADJUSTABLE



Deadbolt Locks

- TECNICA DESIGN deadbolts are a blend of aesthetics, security, and dependability
- ANSI/BHMA Grade 3 Security, excellent for suite entry doors and offices
- Concealed mounting screws
- Can be keyed to insert into any key system.
- Can accommodate CX5 High Security cylinders for enhanced security



GIRO
SATIN NICKEL



- Certified ANSI/BHMA Grade 3.
- 20 Minute fire-rating when installed with optional listed fire can*
- 25-year mechanical warranty
- 5-year limited finish warranty.

- For doors 1 $\frac{3}{8}$ –1 $\frac{3}{4}$ " (35–44.5 mm) thick
- Extension kit for 2 $\frac{1}{4}$ " (57 mm) thick doors available (#TLA85052)
- Fits standard 2 $\frac{1}{8}$ " (54 mm) door preparation with 1" (25.4 mm) edge bore
- Steel 1" (25.4 mm) deadbolt latch with hardened steel security pin and adjustable 2 $\frac{3}{8}$ –2 $\frac{3}{4}$ " (60–70 mm) backset
- Mortised faceplate with square corners, convertible to drive-in
- Galvanized steel interior mechanism.
- Removable brass cylinder in steel housing with 2 keys
- Security strikes for wood and metal door frames included

(* *Firecan kit must be ordered in conjunction with lock, not available separately. For use on fire labelled, wood doors only.*

- Keying options available – including CX5 high security cylinders
- Other faceplate options available



QUADRA
SATIN NICKEL



AVAILABLE FUNCTIONS

- 51 Single cylinder with thumbturn



SELECTION GUIDE

201	51	TR	15	KD	M
SERIES ¹	FUNCTION	STYLE	FINISH	KEYING ²	LATCH ³
(1) 201: WEISER 5-PIN 202: SCHLAGE 6-PIN KEYWAY (2) KA: KEYED ALIKE KD: KEYED DIFFERENT					
(3) M: MORTISE V: DRIVE-IN ONLY					

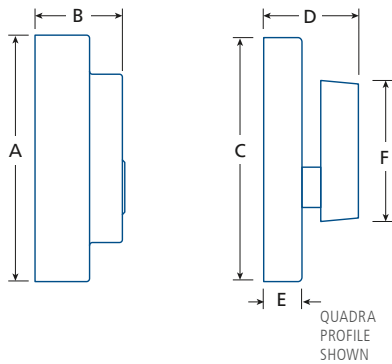


Firecan kit must be ordered in conjunction with deadbolt, not available separately. For fire labelled wood doors ONLY.

Full keying services available – please contact for details

STYLE	10B OIL RUB. BRONZE	11P ANTIQUE BRONZE	15 SATIN NICKEL	15A ANTIQUE NICKEL	19 MATTE BLACK	26 POLISHED CHROME	26D SATIN CHROME	32D SATIN S.STEEL	3 POLISHED BRASS	4 SATIN BRASS	5 ANTIQUE BRASS	V3* POLISHED BRASS	/CASE
GIRO	TR		•		•	•	•						24
QUADRA	TS		•		•	•	•						24

OTHER FINISHES AVAILABLE, MINIMUM ORDER QUANTITIES AND/OR ADDITIONAL DELIVERY TIMES MAY BE REQUIRED – PLEASE CONTACT (*) LIFETIME FINISH WARRANTY

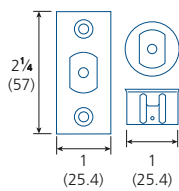


	A	B	C	D	E	F
GIRO TR	∅ 2½ (64)	15/16 (23.8)	2½ (64)	1 (25.4)	3/8 (9)	17/8 (47)
QUADRA TS	∅ 29/16 (64.5)	15/16 (23.8)	29/16 (64.5)	1 (25.4)	3/8 (9)	1¾ (45)

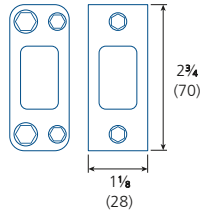
IN (MM)

QUADRA
PROFILE
SHOWN

CONVERTIBLE MORTISE FACEPLATE*
(OPTION M) (OPTION V)



SECURITY STRIKES
(WOOD / METAL)



(*) Regardless of option ordered, the part required to convert from one option to the other is included.

PARTS & ACCESSORIES



200T-SWA
Replacement thumbturn setscrew,
spring washer, and hex key.

