


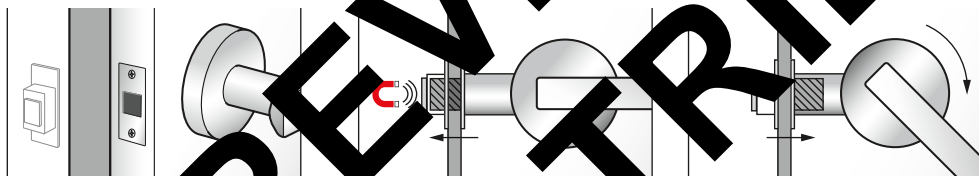
Magnetic Latches

All TECNICA DESIGN levers are available with magnetic latches and strikes providing the perfect solution for ultra-quiet applications. With no protruding bolt or strike lip, these latches offer a clean, minimalist look for those looking to create unique, flush-to-wall, and snag-free installations free of unsightly latch bolts or strike lips.

- Strike and latch use strong neodymium (rare earth) magnets.
- Ergonomic 30-degree activation.
- Requires the same tools and door preparation as classic tubular latches.
- Pair with invisible hinges for unique flush-to-wall door installations.
- Not for use in fire-rated applications. Cannot be used with a DOREX firecan kit.
- Only available for Passage or Privacy (with auto-release) functions.



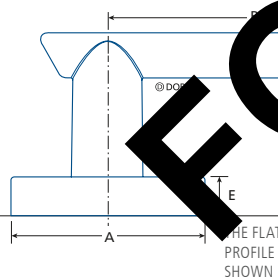
HOW DOREX MAGNETIC LATCHES WORK



WHEN OPEN, the latch is retracted while the door is open for a clean, minimalist look. Since the strike handle lip, it is not visible.

WHEN CLOSING, a rare-earth magnet will quietly pull the latch and strike to latch the door securely.

WHEN USING the lever, the latch will quietly retract and be held magnetically. Even when the lever is released, the latch will remain retracted in its housing.



	B	C	D	E
CIRCA CT	2 3/4 (64.5)	4 (101.6)	1 9/32 (15)	1 3/4 (45)
LINEA S	2 9/16 (64.5)	4 (101.6)	2 5/32 (20)	1 9/16 (40)
THE FLAT S	2 9/16 (64.5)	4 (101.6)	3 7/64 (14.7)	1 25/32 (45.3)
STRADA ST / ST	2 9/16 (64.5)	4 9/16 (115.9)	7/8 (22)	1 5/8 (42)

SELECTION GUIDE

	10B OIL RUB. BRASS	1 ANTIQUE BRONZE	15 SATIN NICKEL	15A ANTIQUE NICKEL	19 MATTE BLACK	26 POLISHED CHROME	26D SATIN CHROME	3 POLISHED BRASS	32D SATIN S.STEEL	4 SATIN BRASS	5 ANTIQUE BRASS	V3* POLISHED BRASS	/CASE
CIRCA	•		•		•								10
LINEA	•		•		•								10
THE FLAT	•		•		•								10
STRADA	•		•		•								10

OTHER FINISHES AVAILABLE. MINIMUM ORDER QUANTITIES AND/OR ADDITIONAL DELIVERY TIMES MAY BE REQUIRED – PLEASE CONTACT (*) LIFETIME FINISH WARRANTY

M6	10	15	FT	S	15	M
BACKSET ¹	SERIES	FUNCTION ²	STYLE	ROSE ³	FINISH	LATCH

(1) M6: 2 3/16 IN (60MM) FIXED BACKSET, M7: 2 3/4 IN (70MM) FIXED BACKSET
 (2) 10: PASSAGE, 42: PRIVACY (3) BLANK: ROUND, S: SQUARE

