

# PUSH & KICK PLATES

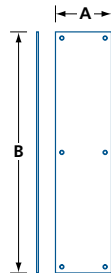
## GENERAL HARDWARE

### PUSH PLATES

1403, 1404, 1405



140315 AL



- Prevents damage caused by hands
- Recommended for high-traffic areas such as restaurants, restrooms, and other commercial and industrial areas
- Mounting hardware included: wood screws

MODEL	FINISH	MATERIAL	A	B
140315	AL	Aluminum	3½ (89)	15 (381)
140416	BP032	Brass	4 (102)	16 (406)
140520	-32D	Stainless steel	5 (127)	20 (508)

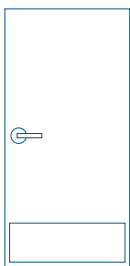
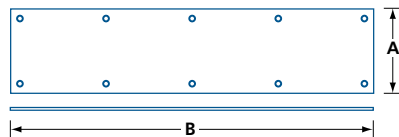
IN (MM)

### KICK PLATES

1508, 1510, 1512



151234-32D



H = 8 to 12"  
(203–305 mm)  
W = [total width of the door]  
– 1½" (38 mm)

- Prevents damage caused by feet
- Recommended for high-traffic areas such as restaurants, restrooms, and other commercial and industrial areas
- Mounting hardware included: wood screws

MODEL	FINISH	MATERIAL	A	B
150828			8 (203)	28½ (724)
150830	AL	Aluminum	8 (203)	30½ (775)
150832	BP032	Brass	8 (203)	32½ (826)
150834	-32D	Stainless steel	8 (203)	34½ (876)
150842			8 (203)	42½ (1080)
151028			10 (254)	28½ (724)
151030	AL	Aluminum	10 (254)	30½ (775)
151032	BP032	Brass	10 (254)	32½ (826)
151034	-32D	Stainless steel	10 (254)	34½ (876)
151234	AL	Aluminum	12 (305)	34½ (876)
	BP032	Brass		
	-32D	Stainless steel		

IN (MM)