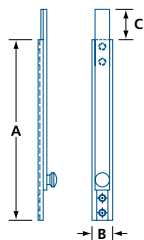


SURFACE BOLTS

GENERAL HARDWARE

BRASS SURFACE BOLT

F779



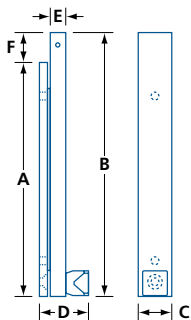
- Two keepers included
- Mounting hardware included: wood screws

MODEL	FINISH	SIZE	MATERIAL	A	B	C	/BOX
F779	C3, C11P, C15, C15A, C19, C26D	4	Brass	4 (102)	1 1/16 (17.5)	7/8 (22.2)	30

IN (MM)

8" COMMERCIAL SURFACE BOLT

0831



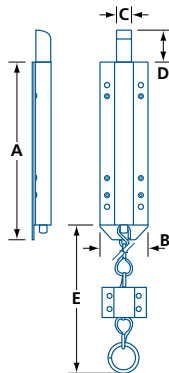
- UL listed
- Both top and bottom strikes included
- Mounting hardware included: wood screws, drywall anchors and machine screws

MODEL	FINISH	MATERIAL	A	B	C	D	E	F
0831	Satin chrome	Steel	7 (178)	8 (203)	1 (25.4)	1 1/2 (38.1)	1/2 (12.7)	1 (25.4)

IN (MM)

CHAIN BOLT

66



- Heavy-duty chain bolt
- Spring loaded
- Bolt reversible for in-swing and out-swing doors

MODEL	FINISH	MATERIAL	A	B	C SQ	D	E
66	Black	Steel	7 3/8 (187)	2 (50.8)	5/8 (15.9)	1 5/16 (33.3)	22 (559)

IN (MM)