



BHMA
CERTIFIED

G2

UL
LISTED
US

3H

ADA

10
YEAR

FC

NEW

FL

FS

FH

- Type** • Cylindrical lock
- Certifications**
 - Certified ANSI/BHMA A156.2, Series 4000, Grade 2
 - cULus listed, 3hr fire-rating
 - UL 10C Positive Pressure Rating
 - Meets ADA requirements
 - 10 Year limited warranty
- Door Thickness** • 1³/₈ – 1³/₄" (35 – 44.5 mm)
- Handing** • Non handed
- Backset**
 - 2³/₄" (70 mm)
 - 2³/₈" (60 mm) – available
 - 3³/₄" (95 mm) – available
 - 5" (127 mm) – available
- Spring Latch** • Stainless steel, 1/2" (12.7 mm) throw
- Faceplate**
 - Mortise type, square corners
 - 1¹/₈ x 2¹/₄" (28.5 x 57 mm)
- Strike** • ASA Strike
- Trim**
 - Solid, pressure cast lever
 - Brass rose
 - Rose diameter: 3⁵/₁₆" (84.5 mm)

- Chassis**
 - Concealed mounting plate and screws
 - Removable security posts
 - Lever clutch release – option*
- (* For keyed functions, may require special order)

- Preparation**
 - Cross bore: 2¹/₈" (54 mm)
 - Edge bore: 1" (25.4 mm)

- Cylinder**
 - Solid brass, 6-pin
 - Schlage "C" keyway, 2 keys
 - Removable, rekeyable

Other keyways and keying options available, including CX5 high security

Functions	10 Passage	53 Entry*
	15 Exit	60 Store
	17 Dummy, single	70 Classroom
	42 Privacy	80 Storeroom*
	51 Office	82 Institution

(* Lever clutch release available (-0))

- Lever Styles** C–Curved return, H–Standard return, L–Linear; no return, S–Straight; no return

- Finish** C19–Matte black, C26D–Satin chrome, C3–Polished brass

Other finishes available by special order

F	H	53	C26D	–	O
SERIES	STYLE	FUNCTION	FINISH		OPTION ¹

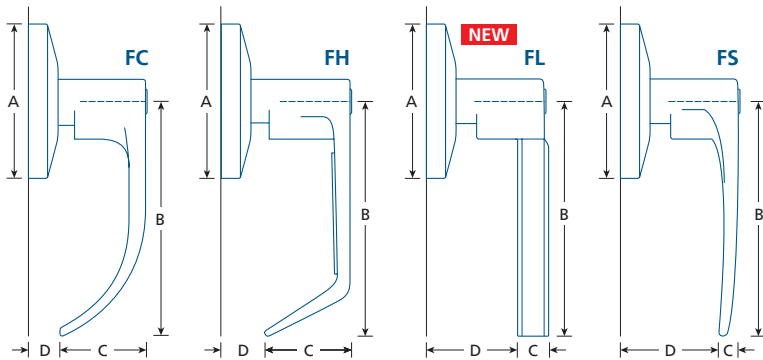
(1) OPTIONS: 238 2-3/8IN (60MM) BACKSET O LEVER CLUTCH RELEASE (53 & 80 ONLY)





SELECTION GUIDE

SERIES	STYLE	FUNCTION ¹	FINISH ¹	/ CASE
F	C, H, L, S	10 Passage	C26D, C3, C19 ²	12
F	C, H, S	15 Exit	C26D	12
F	C, H, L, S	17 Dummy, single	C26D, C3, C19 ²	40
F	C, H, L, S	42 Privacy	C26D, C3, C19 ²	12
F	C, H, S	51 Office ↔	C26D	12
F	C, H, L, S	53 Entry ↔	C26D, C3, C19 ²	12
F	C, H	53-O Entry, with clutch release ↔	C26D	12
F	C, H, S	60 Store ↔	C26D	12
F	C, H, L, S	70 Classroom ↔	C26D, C3, C19 ²	12
F	C, H, L, S	80 Storeroom ↔	C26D, C3, C19 ²	12
F	C, H	80-O Storeroom, with clutch release ↔	C26D	12
F	C, H, S	82 Institution / utility ↔	C26D	12

(1) OTHER FINISHES AND FUNCTIONS AVAILABLE, MINIMUM ORDER QUANTITIES AND/OR ADDITIONAL DELIVERY TIMES MAY BE REQUIRED.

↔ KEYED FUNCTION; FULL KEYING SERVICES AVAILABLE. (1) NOTE: IN-STOCK FS LEVERS ARE ONLY AVAILABLE IN C26D. (2) FH, FL ONLY.



	A	B	C	D*
FC 	3 5/16 (84.5)	4 1/2 (114)	1 7/8 (48)	1/2 (12.7)
FH 	3 5/16 (84.5)	4 1/2 (114)	1 7/8 (48)	1/2 (12.7)
FL 	3 5/16 (84.5)	4 11/16 (119)	3/4 (19)	1 27/32 (46.8)
FS 	3 5/16 (84.5)	4 11/16 (119)	9/16 (14)	1 27/32 (46.8)

IN (MM) (*) DIMENSION MAY VARY DUE TO DOOR THICKNESS.

PARTS & ACCESSORIES



9106

T-Strike, square corners:
1 1/8 x 2 3/4" (28.5 x 70 mm)

9106NH

T-Strike, no hole; square corners:
1 1/8 x 2 3/4" (28.5 x 70 mm)



ASA-T

ASA strike with adjustable tab

ASANH

ASA strike, no hole



TL013

Backset extension to 3 3/4" (95 mm);
Use with 2 3/8" (60 mm) backset latch

TL014

Backset extension to 5" (127 mm);
Use with 2 3/4" (70 mm) backset latch



FH001

Passage latch: 2 3/8" (60 mm) backset,
1 1/8 x 2 1/4" (28.5 x 57 mm) faceplate

FH003

Passage latch: 2 3/4" (70 mm) backset,
1 1/8 x 2 1/4" (28.5 x 57 mm) faceplate

FH010

Privacy latch: 2 3/8" (60 mm) backset,
1 1/8 x 2 1/4" (28.5 x 57 mm) faceplate

FH002

Privacy latch: 2 3/4" (70 mm) backset,
1 1/8 x 2 1/4" (28.5 x 57 mm) faceplate



FH005

Deadlatch: 2 3/8" (60 mm) backset,
1 1/8 x 2 1/4" (28.5 x 57 mm) faceplate

FH004

Deadlatch: 2 3/4" (70 mm) backset,
1 1/8 x 2 1/4" (28.5 x 57 mm) faceplate

