

MORTISE CYLINDERS

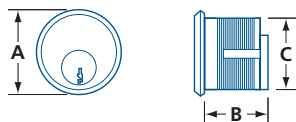
SECURITY HARDWARE

MORTISE CYLINDERS – BRASS

CBM



CBM



KEY CYLINDER

- Solid brass construction with aluminum clad face
- 5-pin, or 5-pin drilled for 6-pin
- Trim ring included
- Keyways: Schlage (SC), Yale #9 (Y9) or Weiser (WR)
- Includes 2 keys
- Cams: Adams Rite type (cam A) or Yale type (cam B)

CBM	118	A	-	SC	KD	-	28
MODEL	LENGTH	CAM	KEY	KEYING	FINISH		

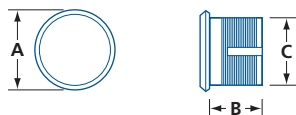
MODEL	LENGTH	∅A	B	∅C	CAM	KEYWAY	KEYING	PINS	FINISH	/CASE
CBM	034	1 ³ / ₈ (35)	3/4 (19)	1 ⁵ / ₃₂ (29.1)	A, B	SC, Y9, WR	KA, KA2, KD	5	20D, 26D, 28	100
CBM	100	1 ³ / ₈ (35)	1 (25.4)	1 ⁵ / ₃₂ (29.1)	A, B	SC, Y9, WR	KA, KA2, KD	5	20D, 26D, 28	100
CBM	118	1 ³ / ₈ (35)	1 ¹ / ₈ (29)	1 ⁵ / ₃₂ (29.1)	A, B	SC, Y9, WR	KA, KA2, KD	5*	20D, 26D, 28	100
CBM	114	1 ³ / ₈ (35)	1 ¹ / ₄ (32)	1 ⁵ / ₃₂ (29.1)	A, B	SC, Y9, WR	KA, KA2, KD	5*	20D, 26D, 28	100

IN (MM) (*) 5-PIN CYLINDER, DRILLED 6

KA: KEYED ALIKE KA2: KEYED ALIKE, PAIRED CYLINDERS, 50 PAIRS PER CASE
KD: KEYED DIFFERENT



CBM-DM



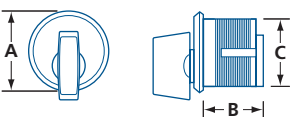
DUMMY CYLINDER

- Solid brass construction with aluminum clad face
- Trim ring included

CBM	100	-	DM	-	28
MODEL	LENGTH	TYPE	FINISH		



CBM-T1



THUMB-TURN CYLINDER

- Solid brass construction with aluminum clad face
- Trim ring included
- Cams: Adams Rite type (cam A) or Yale type (cam B)

CBM	100	A	-	T1	-	28
MODEL	LENGTH	CAM	TYPE	FINISH		

MODEL	LENGTH	∅A	B	∅C	CAM*	TYPE	FINISH	/CASE
CBM	100	1 ³ / ₈ (35)	1 (25.4)	1 ⁵ / ₃₂ (29.1)	A, B	DM, T1	20D, 28	100

IN (MM) (*) LEAVE BLANK WHEN ORDERING DUMMY CYLINDER

