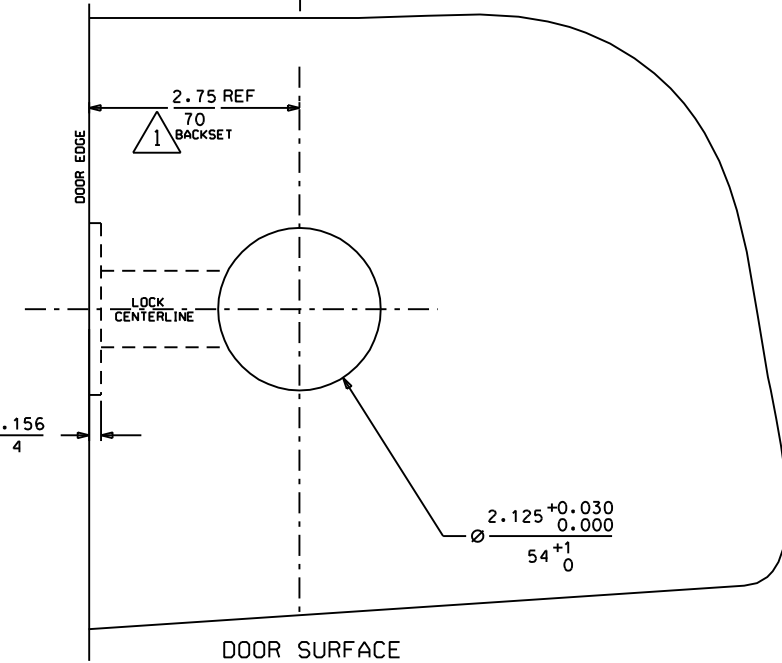
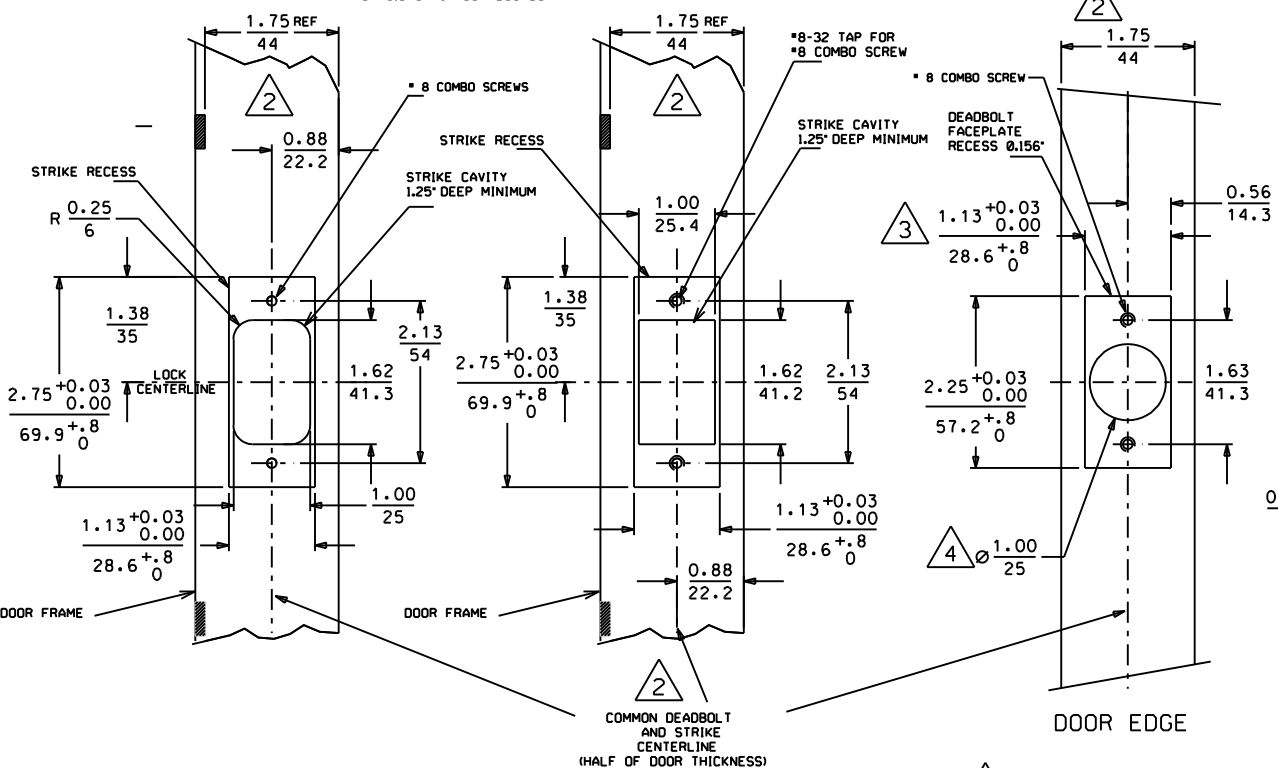
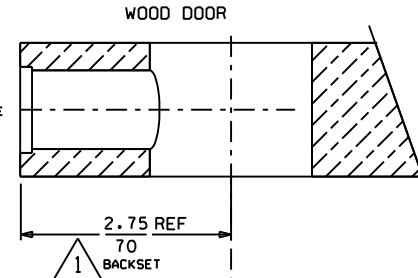


SUPPLIED DEADBOLT WITH FACEPLATE IS NOT SUITABLE FOR INSTALLATION ON BEVELED DOORS



- 1 DRAWING DEPICTS 2 3/4" BACKSET. IF 2 1/4" OR OTHER BACKSET IS DESIRED, CHANGE THE BACKSET TO THE DESIRED ONE
- 2 DRAWING DEPICTS 1 3/4" DOOR THICKNESS. FOR OTHER DOOR THICKNESS POSITION THE DEADBOLT CENTER AT HALF OF THE DOOR THICKNESS AND ADJUST STRIKE POSITION ACCORDINGLY
- 3 CONFIRM THE MORTISE DEADBOLT FACEPLATE SIZE. DRAWING DEPICTS THE MORTISE STANDRO TLA FACEPLATE SIZE (1" WIDE X 2 1/4" HEIGHT)

DIMENSIONS INCHES / MM

- NOTES:
1. APPLICABLE TO COMMERCIAL DEADBOLTS :TLA51, TLA60 SERIES
 2. DRAWING DEPICTS WOOD OR METAL FRAME AND WOOD OR COMPOSITE DOOR WITH: 2-3/4" BACKSET 1-3/4" DOOR THICKNESS
 3. REFERENCE: ANSI A156.115W

DO NOT SCALE DIMENSIONS ON DRAWING

DISCLAIMER:
THE SUPPLIED DOOR AND FRAME PREPARATION IS BASED ON LATEST PRODUCT CONFIGURATION AND INDUSTRY DIMENSIONAL TOLERANCES. DOREX RESERVES THE RIGHT TO CHANGE OR UPDATE THE DOOR AND /OR THE FRAME PREPARATION DATA AT ANY TIME IT IS THE RESPONSIBILITY OF THE USER TO ENSURE THAT THE LATEST DOCUMENT REVISION IS USED BY CONTACTING HIS DOREX REPRESENTATIVE

TOLERANCES			DOREX			
Ø.XX	Ø.XXX	DEGREES	DRAWN	DATE	TITLE	
± 0.03	± 0.010	± 0.5	CC	14-FEB-18	DOOR & FRAME PREPARATION FOR COMMERCIAL DEADBOLTS (TLA) FOR 1 3/4" THICK WOOD DOORS AND 2 3/4" BACKSET	
MATERIAL			APPR'D	DATE		
N/A				14-FEB-18		
FINISH			APPR'D	DATE	SCALE 1:1	DWG NO
N/A			REVISION		REV-	CAN-OP-TLA-WD-E